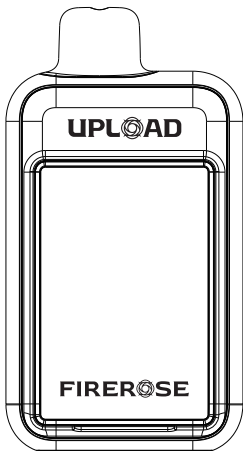


FIREROSE



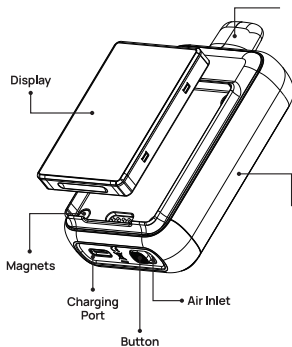
UPLAD

User Manual

WARNING:

This product contains nicotine. Nicotine is an addictive chemical. Keep this product out of reach of children and pets. Store the product in a dry and clean place.

1. ILLUSTRATION



2. SPECIFICATIONS

Dimensions: (without screen) 97.2*52*25.5 mm
(with screen) 97.2*52*27.7 mm

Puffs: Up to 25K

Battery Capacity: 660 mAh

E-liquid Capacity: 20ml

Nicotine Strength: 50 mg/ml

Coil: 2 Mesh Coils

Display: Replaceable Screen

Charging Port: Type-C

3. INSTRUCTION

3.1 Vaping

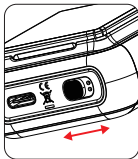
Take out the device and take off the silicone mouthpiece plug. Draw to vape.

3.2 Working Mode Selection

Slide the button on the bottom to change output working modes, and the motor will vibrate once as a hint.

Turbo Mode: Two coils will work together and the intake volume is larger.

Norm Mode: Two coils will work one by one and the intake volume is smaller.



3.3 Light up the display:

The device display will go off after 10 seconds of inactivity when it is not connected to the app.

A. Vape to light up the display

B. Take off and insert the display into the device to light it up.

C. Slide the **FIREROSE** logo on the display from left to right twice to light up the display.

D. Slide the bottom button to light up the display.



3.4 E-liquid and Capacity display: The water drop icon represents the e-liquid level and the battery icon represents the battery capacity.

4. APP CONTROL



Scan to download iOS App

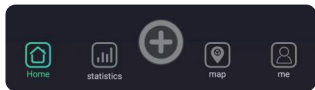


Scan to download Android App

4.1 Device Connection and Disconnection

Register and log in with your account.

Click the "+" button to add your device to the app, please keep the device screen on to make the connection successful. The device will disconnect from the mobile phone when the phone is locked.



4.2 Children Resistant Lock

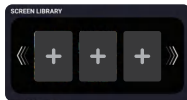
Click the Lock button on the app UI to disable the device vaping function, and click the unlock button on the APP to enable the device vaping function.



There will be a hint on the display when you vape under the locked status, Draw 5 times in 2 seconds to unlock the device and enable device vaping function.

4.3 Photo Upload and Wallpaper Setting

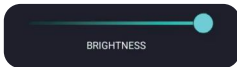
Click the + on the app UI to upload your own photo, User can upload one photo at one time, and 10 photos in total, Long press photos to delete them, click the photo to replace it.



Slide the FIREROSE logo position on your device to choose the wallpaper you like.

4.4 Display Brightness Adjustment

Slide the bar on the UI to adjust the brightness of device display.



4.5 Statistic Record

A. Device Record: Record all paired devices, and slide to the left to top and unpair this device.



B. Flavor Record: It will record all flavors you had used that connected with this app account.



C. Habit Record: It will record you vaping habit.



5. CHARGING

Please charge the device with a type-C charging cable. The flash icon will flash during the charging process. When the charging is done the display will stay on and the battery icon shows in full station, The display will go off when taking the cable out.

6. STORAGE

- Store the disposable vaping device out of reach of children and pets.
- Store only in a cool and dry place.
- Keep away from direct sunlight.
- Do not use or store it in an environment with extreme temperatures, as this could diminish the battery's capacity and duration and cause permanent damage.
- Keep away from fire and extremely high-temperature objects as this could result in fire, explosion, or release of harmful substances.

- Keep away from chemical products.
- Do not expose it to rain, high humidity, or other liquids that may corrode the electronic circuits.
- Do not put the vaping device with hard objects to avoid scratches.
- Please take the display off the device when you take it by airplane.

7. DISPOSAL

- Dispose the packaging and the device shall always be in accordance with national and local laws and regulations.
- Never put the vaping device on fire.



FIREROSE

www.firerose-tech.com



MANUFACTURER:

Dongguan Chengkai Electronic Technology Co., Ltd

ADDRESS:

Room 102, Building 3, No.5 Yongshun Street, North Shore, Huangjiang Town, Dongguan City, Guangdong Province

E-mail: support@firerose-tech.com

